





Pro Fit Marietta

2019 Regional Sales to Fitness Clubs

	Quarter 1	Quarter 2	Quarter 3	Quarter 4	Total	% of Total Sales	Trend
Northeast	225684.5	210760.45	181555.32	228634.85	=SUM(B4:E4)	=F4/\$F\$8	
Southeast	128698.12	144465.29	132106.81	155874.75	=SUM(B5:E5)	=F5/\$F\$8	
Midwest	110985.45	118674.91	100548.5	120621.17	=SUM(B6:E6)	=F6/\$F\$8	
West	292416.67	247941.48	262774.12	291698.99	=SUM(B7:E7)	=F7/\$F\$8	
Total Sales	=SUM(B4:B7)	=SUM(C4:C7)	=SUM(D4:D7)	=SUM(E4:E7)	=SUM(B8:E8)		

